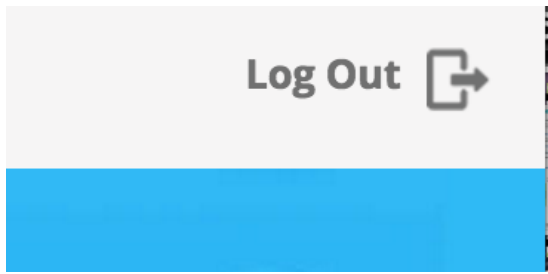
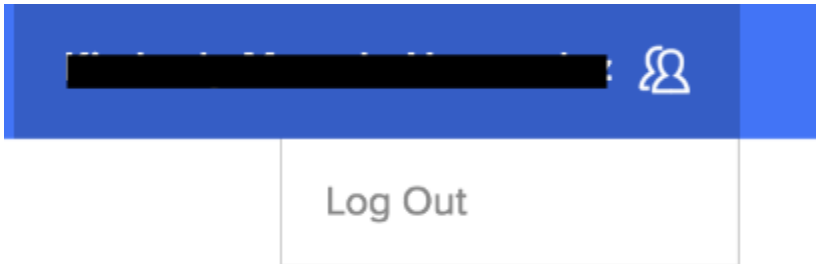


Make Sure Kids Log Out of iReady and Clever

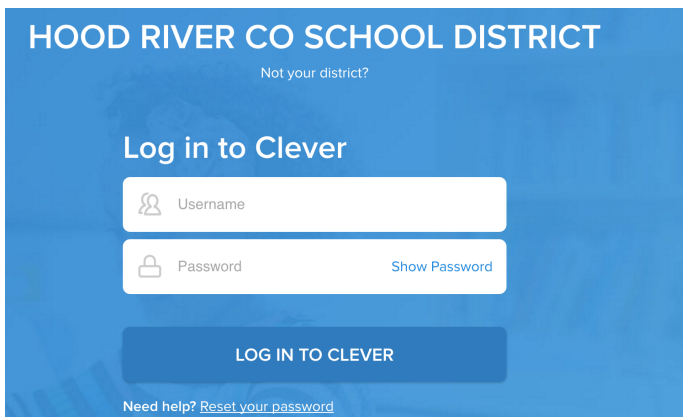


When you are finished with your iReady lesson or test, look to the top, right hand corner to log out. “Close the door” is a great prompt.

It then takes you to the Clever page and students need to log out here as well. Click the people icon and log out.



The screen should look like this when students are finished.



Shutting down the browser will help keep the system running smoothly as well. On a mac, go to the top and find “Quit _____”. On a PC, just click the red X.

